









You can invite your family or friends to visit you if you have legal status (e.g., valid study permit, maintained status, etc.) in Canada. If the person you are inviting needs a Temporary Resident Visa (TRV) to visit Canada, they must apply for it in their home country or at a Canadian Embassy, Consulate or High Commission serving their area. For a list of Visa Application Centers, please visit the IRCC webpage: <https://www.canada.ca/en/immigration-refugees-citizenship/corporate/contact-ircc/offices/find-visa-application-centre.html>.



Make sure that you have collected all the supporting documents:

-  Verification of Enrolment from Okanagan College – request using the webpage: <https://forms.office.com/r/WKsGHEA6HH> OR using the Okanagan College [iCent app](#), available for free download on Google Play or App Store - may take 10 to 15 business days
____ Once you've completed your study program, a Verification of Enrolment cannot be issued; in this case, you would receive program completion documents (i.e., degree/diploma/certificate Credential and final Official Transcript), which you may provide to your family/friends.
-  Official Okanagan College transcript (order online through your myOkanagan account).
-  Valid study permit copy. Some visa offices may require you to notarize any copied documents.
-  Proof of residence, especially if family will stay with you, e.g. lease copy or a phone bill with your current address.
-  If you are currently working full-time on a post-graduation work permit, an employment letter from your employer.
-  Your invitation letter (see next page for template). Some visa offices may require you to notarize the invitation letter.

The following documents be required:

-  Marriage certificate, if you are inviting your spouse
-  Birth certificate, if you are inviting your parents or your child

The person you are inviting may be required to provide the following:

-  Proof of funds, if they are sponsoring their own travel
-  Proof of economic and social ties to their home country i.e., proof that they plan to return to their country after their visit (learn more at the [IRCC webpage](#)).

include bank statements, investments, letters, business ownership or proof of property.

include evidence that family members/organizations back home depend on you for financial support/social support.

Application Steps

Submit your Verification of Enrolment request using the webpage <https://forms.office.com/r/WKsGHEA6HH>. You can order your official transcript directly from your MyOkanagan account.

You will need to write a letter to the visa officer explaining that you are inviting your family member or friend to Canada. For a sample invitation letter please see the next page. Please note that Okanagan College (OC) cannot write this letter for you, and OC does not provide any specific letter to invite your family member or friend to Canada.



